


# Making friends

COMMUNICATION

LEVEL  
Beginner

NUMBER  
A1\_1012X\_EN

LANGUAGE  
English





## Goals

- Can understand very simple greetings according to the time of day.
- Can ask and understand how someone is doing by using very simple phrases.







## Review introductions

**How are you?**

**Hello**

**I'm from  
Canada.**

**Where are you  
from?**



**My name is...**

**What is your  
name?**

**Bye!**

**I'm fine.**



## Greetings and partings



**Hello. Nice to meet you.**

**Bye! See you later.**





## Introduce yourself



**Hi! I'm Martin. What is your name?**

**My name is Lucy.**



**Where are you from?**

**I'm from China.**





# Find the opposite



Hi!

≠



\_\_\_\_\_!



## Find the opposite



≠



I'm not fine!

\_\_\_\_\_.





# Coming or going?

Hello!

---

---

---

---

---

---

---

---

---

---

Goodbye!

---

---

---

---

---

---

---

---

---

---

A



B



C




D





## Complete the sentences

1. Hi! \_\_\_\_\_
2. Goodbye! \_\_\_\_\_



**See you later.**

**How is it going?**

How is it going?



Hello Michael, **how is it going?**

I'm doing well, thank you.



How is it going? **I'm doing well, thank you.**

I'm having a bad day.



Please excuse me, I'm having a bad day.

I'm doing OK.



I'm doing OK. How about you?



And you?



I'm fine, thank you. **And you?**



How is it going?



**We are doing well, thank you.**

**Not so good. I'm having  
a bad day.**







How is it going?



Hi Kieran. **How is it going?**

I'm doing OK. **And you?**



I'm not so good. **I'm having a bad day.**

I'm sorry to hear that. **Take care.**





## Choose the correct option

1. How \_\_\_\_\_ (is / are) you?
2. I'm \_\_\_\_\_ (doing / do) well.
3. And \_\_\_\_\_? (me / you)
4. I'm \_\_\_\_\_ (had / having) a bad day.
5. I'm doing well, \_\_\_\_\_ (thank / thanks) you.





## Put the conversation in order



a. And you?



b. Hi!




c. I'm doing well, thank you.



d. How is it going?


1. \_\_\_\_\_ 2. \_\_\_\_\_ 3. \_\_\_\_\_ 4. \_\_\_\_\_

**Good morning!**



**Good morning!** Do you want breakfast?

**Good afternoon!**



**Good afternoon!** Do you want to go to the beach?



**Good night!**



**Goodnight!** See you tomorrow.

**Take care!**



**Take care** and have a safe journey!

See you later!



Thanks for a great weekend. **See you later!**





## Parting ways



**Goodbye, see you later!**

**Bye! See you tomorrow.**





## Greeting or Parting?



**Good morning!** Are you hungry?

**Good afternoon!** Nice to meet you.



**Good night!** See you in the morning.

**Take care!** See you tomorrow.





## Find the opposite



Hello!

≠





## Complete the dialogue



\_\_\_\_\_ afternoon!

I'm doing well, thank you. And \_\_\_\_\_ ?

What's \_\_\_\_\_ matter? Can I help?

OK. \_\_\_\_\_ care.

How is it \_\_\_\_\_ ?

Not so good. I'm \_\_\_\_\_ a bad day.

No, I'm fine. Thank \_\_\_\_\_ .



**Answer this question in five different ways**

**How is it going?**

A vertical sheet of lined paper with a spiral binding on the left side. The paper is white with light blue horizontal lines. There are 10 lines visible on the page.



## Making friends

**Practise making friends with a classmate.**

**Use words and phrases from this lesson.**



What's your name?

Where are you from?

How is it going?



## Making conversation

A: \_\_\_\_\_

B: \_\_\_\_\_

A: \_\_\_\_\_

- Make a dialogue about meeting someone for the first time.
- Use phrases from the lesson.
- Practise with another student.




## Reflect on the goals

Go back to the second slide of the lesson and check if you have achieved all the goals of the lesson.

yes

no


  






## Reflect on this lesson

Think about everything you have seen in this lesson.  
What were the most difficult activities or words? The easiest?

If you have time, go over  
the most difficult slides again





## Answer key

**Exercise p.7**  
Bye

**Exercise p.8**  
I'm fine.

**Exercise p.9**  
Coming: B, C – Going: A, D

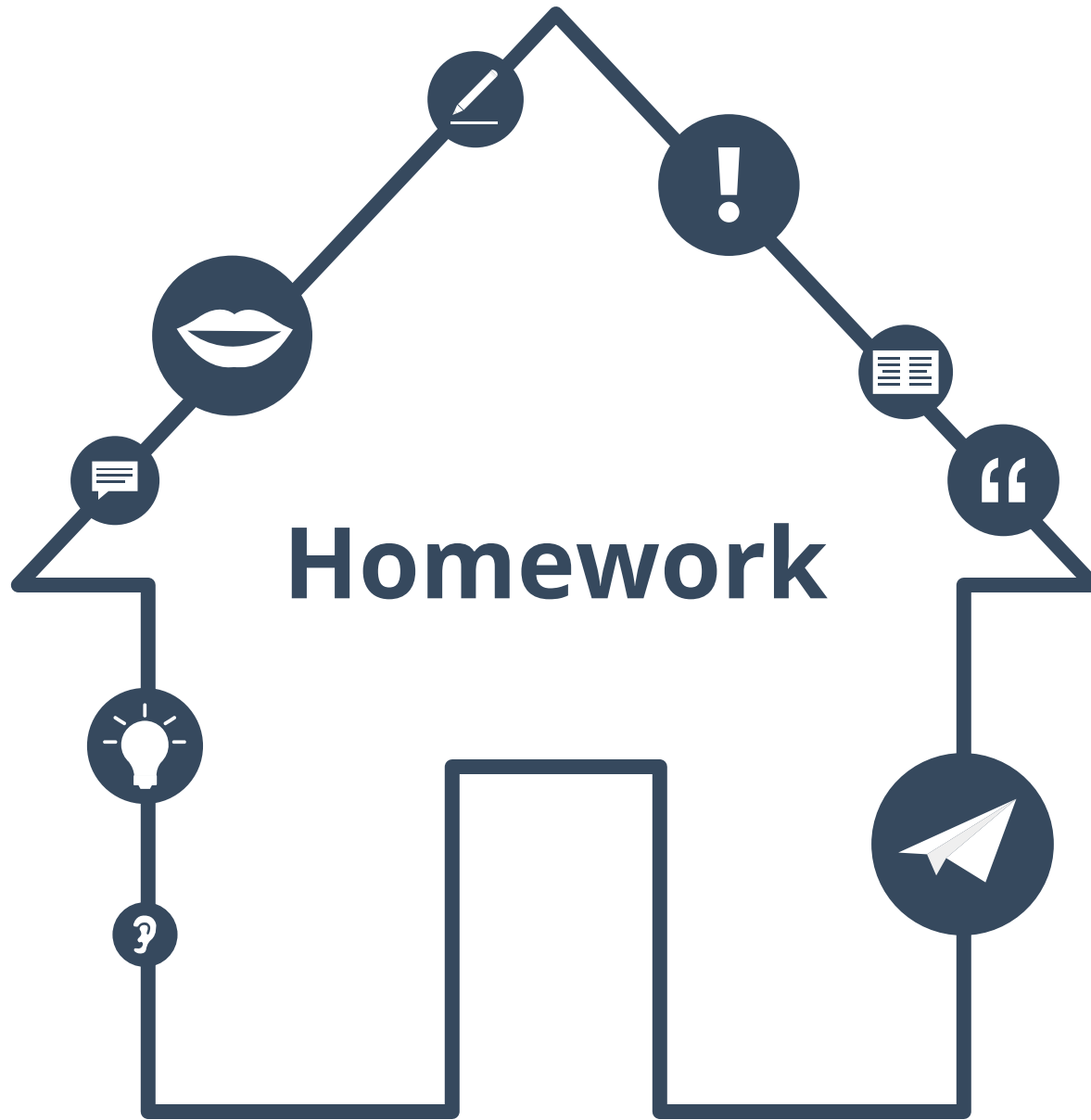
**Exercise p.10**  
1. How is it going? – 2. See you later.

**Exercise p.18**  
1. are – 2. doing – 3. yourself – 4. having – 5. thank

**Exercise p.19**  
1. B – 2. D – 3. C – 4. A

**Exercise p.27**  
Bye! / Goodbye!

**Exercise p.28**  
Good – going – yourself – having – the – you – Take





## Fill in the gaps

1. Hello. \_\_\_\_\_ is your name?
2. My \_\_\_\_\_ is Lukas.
3. How is it \_\_\_\_\_ ?
4. I'm \_\_\_\_\_ OK, thanks.
5. \_\_\_\_\_ are you from?
6. \_\_\_\_\_ care.

**Take**  
**What**  
**going**  
**doing**  
**name**  
**Where**



## Vocabulary lists

**Check the first five words of the lesson.  
Sort them into two lists.  
Give your lists a name.**

List 1: \_\_\_\_\_

---

\_\_\_\_\_

\_\_\_\_\_

\_\_\_\_\_

\_\_\_\_\_

\_\_\_\_\_

\_\_\_\_\_

List 2: \_\_\_\_\_

---

\_\_\_\_\_

\_\_\_\_\_

\_\_\_\_\_

\_\_\_\_\_

\_\_\_\_\_

\_\_\_\_\_



## My favourite words


Choose five words or phrases from the lesson and write them down in your list of *My favourite words*.

A graphic of a notepad with a light grey background and a vertical line of circular punch holes on the left side. A white, torn-edge sticker is placed diagonally across the top of the notepad, with the text "My favourite words" written on it in a black, sans-serif font. Below the sticker, the notepad has several horizontal lines. The first three lines are pre-filled with the text "Word one", "Word two", and "Word three" respectively. The remaining lines are blank, with the first blank line starting with three dots "...".



## Make flashcards

**Make flashcards out of paper and copy down four words or phrases from this lesson that are hard for you.**





## Sentences in the third person plural

**Choose five example sentences from this lesson.  
Copy them and rewrite them about  
a group of people (or using the pronoun *them*).**



---



Examples:

---



---



She is a doctor

---



→ Hannah and James are doctors.

---



He speaks English and French

---



→ They speak English and French.

---



...

---



---



---



---



---



---





## Homework answer key

**Exercise p.36**  
1. What – 2. name – 3. going – 4. doing – 5. Where – 6. Take



## About this material



Find out more at  
[www.lingoda.com](http://www.lingoda.com)

This material is provided by

**lingoda**

### **lingoda** Who are we?



Why learn English online?



What kinds of English classes do we offer?



Who are our English teachers?



How do our English certificates work?



We also have a language blog!